

Instructions for “What Are They Thinking” Worksheets:



After reading the Habitat books as a class, **Coral Reefs, Deserts, Tropical Rainforests**, students should talk in groups about the different animals that they learned about in the books, and how they are feeling in their unique environment.

After the discussion, pass out the worksheets for independent work. The students will be instructed to use what they discussed in the small groups to create a broader image of the animals' lives.

The goal is to have the students use their imagination to expand on the concepts introduced in the book.

- How do you think they feel when they are living in their habitat?
- How might that change with the weather (when it's very hot or cold)?
- What are the animal(s) doing on this page, how are their actions helpful for their survival?

After 5-10 minutes of brainstorming and independent work, students should read their thoughts to the class or discuss them in small groups.

What are they thinking?

Directions: Write in the speech bubbles what you think the animal is thinking.



Sloth



Parrot




Howler Monkey



What are they thinking?


Directions: Write in the speech bubbles what you think the animal is thinking.



Stingray



Pufferfish



Turtle

What are they thinking?


Directions: Write in the speech bubbles what you think the animal is thinking.



Camel



Owl



Rabbit